



GARAGE HEADQUARTERS

NANTUCKET COLLECTION



SUPERIOR PERFORMANCE

Pictured: Nantucket Collection, NC101 Panel in Natural Versatex White with 16-Lites Windows

INNOVATIVE COMPOSITE GARAGE DOORS, WITH AUTHENTIC CARRIAGE HOUSE DESIGN.

The Garage Headquarters Nantucket collection embodies timeless elegance for your home. Our classic American carriage doors breathe life into any space with simulated battens, and clean cut overlays that instantly transform your house into a welcoming haven. Experience the richness of authentic period detail without the hassle, thanks to advanced materials that require virtually no maintenance.

Our patented core and overlay construction provide unmatched versatility, offering a wide array of window and door styles and sizes. Elevate your home with the perfect fusion of heritage and innovation from the Garage Headquarters Nantucket Collection.



YOUR #1 GARAGE DOOR AUTHORITY FOR 50 YEARS!

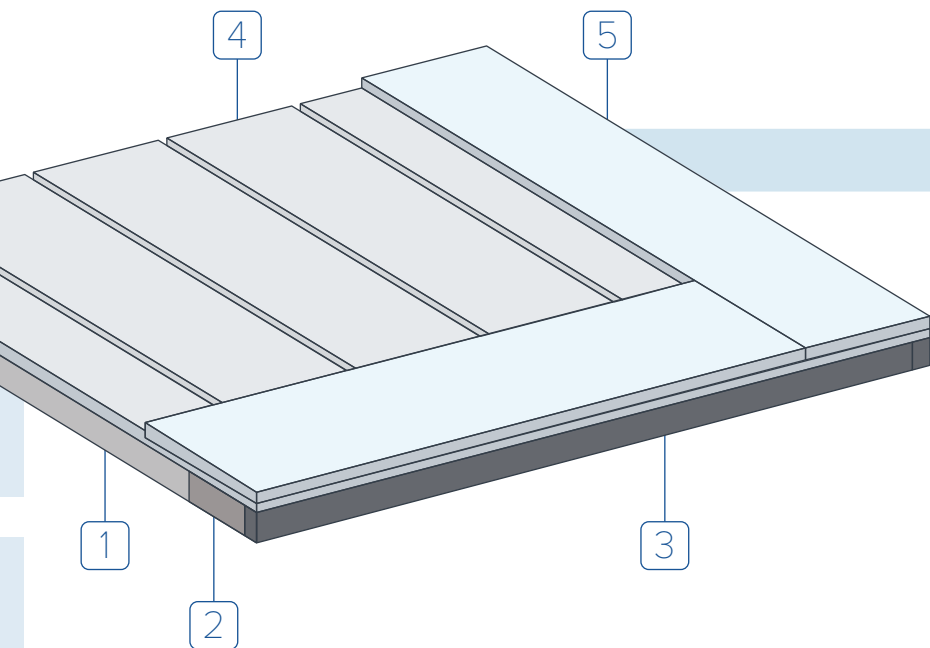


THE NANTUCKET DIFFERENCE

DOOR CONSTRUCTION

Nantucket Collection composite doors are engineered to be fully bonded. Our overlays are inlaid into the face of the doors, preventing water from permeating the structural frame.

 PROTECTED BY ONE OR MORE U.S. PATENTS



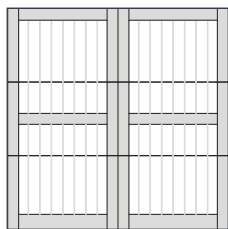
INNOVATIVE CONSTRUCTION FEATURES

1. Laminated, insulated core to increase energy efficiency and reduce noise.
2. Heavy-duty wood frame.
3. Impenetrable composite surrounds create the interlocking tongue and groove to seal out the elements and increase sustainability for maximum protection.
4. Precision-machined architectural relief in solid 3/8" high impact composite face.
5. Square-edged smooth, solid composite 1/2" overlays are pocketed for durability.

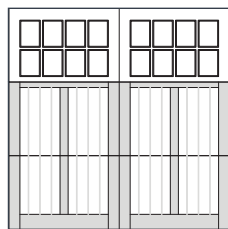
CARRIAGE HOUSE DOORS

PANEL STYLES

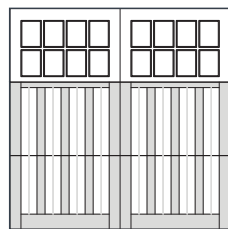
You can also upgrade any panel style with stunning **HERRINGBONE**.



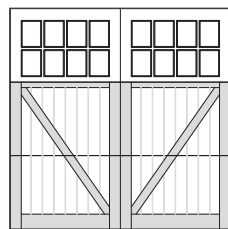
NC100




NC102



NC104



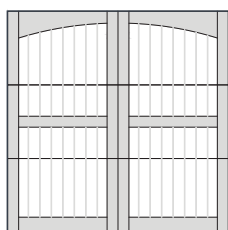
NC107



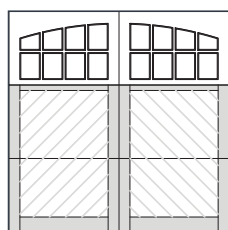
NC206-A



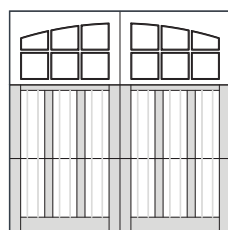
NC101-TRIFOLD



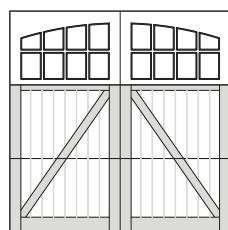
NC200




NC201 WITH
HERRINGBONE



NC203



NC206



NC208



NC201-TRIFOLD

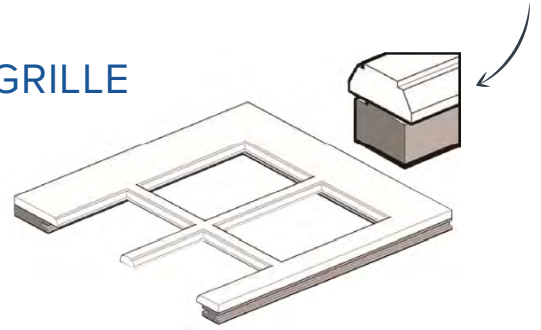
NANTUCKET EXCLUSIVES

GRILLE PROFILE & STYLE

All window sections are crafted using our single sheet construction method. That means no inserts or seams and allows for total customization including 1" increments!

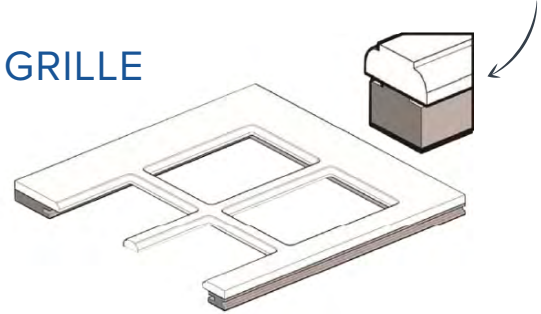
A Smooth Line Putty Bar with sharp inside corners.

V-GRILLE




A Curved Line Bead with radiused inside corners.

C-GRILLE



TRADITIONAL STYLE



- 1" Vertical Muntins across whole grille
- Arch, Square, Colonial, and Custom available
- V-grille and C-grille profile options available

EURO STYLE



- 3 1/2" Vertical Muntins in center of bay
- Arch, Square, Colonial and Custom available
- V-grille and C-grille profile options available

MAKE IT YOUR OWN

COLORS & FINISH OPTIONS

FAUX STAIN FINISHES



BURNT OAK



DARK MAHOGANY



DARK WALNUT



DRIFTWOOD



RED OAK



RED MAHOGANY



GOLDEN WALNUT



NATURAL MAHOGANY

SURFACE PROFILES



SMOOTH



V-GROOVE




BEADBOARD

After you pick the panel style, select the carved profile you like best!

For the perfect finishing touch, custom color matching is available!


FACTORY FINISH OPTIONS



WHITE



PARCHMENT



CANVAS




SANDAL WOOD




WICKER



CASCADE BLUE




NAUTICAL GREY



DOVE GREY




SANDTONE



CLASSIC CREAM



PRAIRIE GRASS



TERRATONE



BAHAMA BROWN



BRONZE



BLACK



HAMPTON SAGE











EVERGREEN



WINEBERRY

NANTUCKET FEATURES

-  SMOOTH, SINGLE PIECE COMPOSITE CARVED INLAID OVERLAYS
-  BIG AND BEAUTIFUL 30" TOP SECTION WITH 3 ARCHITECTURAL PROFILES
-  AVAILABLE IN 24 FACTORY-FINISHED PAINT COLORS AND 9 DETAILED WOOD TONES
-  SUITABLE FOR ALL CLIMATES
-  LAMINATED, INSULATED CORE HEAVY-DUTY WOOD FRAME
-  R VALUE: 9.12
-  OUR SIGNATURE FULL-PERIMETER WEATHER SEALING SYSTEM
-  LIMITED LIFETIME WARRANTY



SUPERIOR WEATHER SEALS

Our signature full-perimeter weather sealing system ensures your garage door will stand the test of time.

The weather seal edge banding prevents water from penetrating any of the door's sides, including along the top and bottom. Superior weather seals is included in every door we sell, an integral part of every Garage Headquarters installation experience.



FOR MORE OPTIONS:

To see the full collection of customizable garage door panel designs, or to explore more of our premium garage door collections, visit www.garageheadquarters.com/nantucket